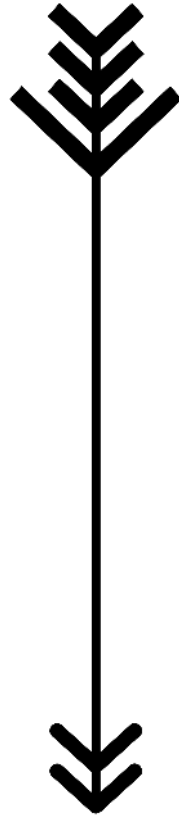




# Place Your **ORDER**

(Write numbers 1-8 next to each item in the order you want to receive them.)

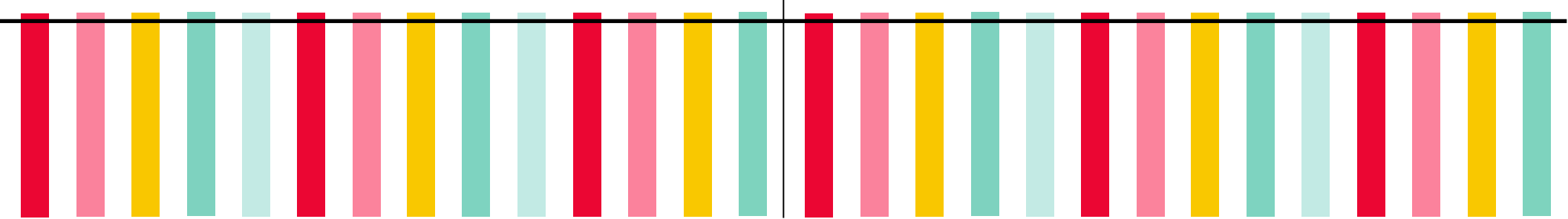
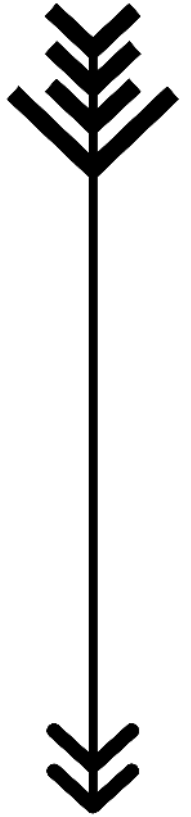
- CUTIE PIE: \_\_\_\_\_
- SUGAR MUFFIN: \_\_\_\_\_
- HONEY BUNS: \_\_\_\_\_
- LOVE POTION: \_\_\_\_\_
- SWEET PEA: \_\_\_\_\_
- HUGS & KISSES: \_\_\_\_\_
- SUGAR & SPICE: \_\_\_\_\_
- BABY CAKE: \_\_\_\_\_



# Place Your **ORDER**

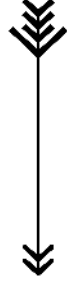
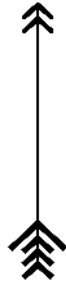
(Write numbers 1-8 next to each item in the order you want to receive them.)

- CUTIE PIE: \_\_\_\_\_
- SUGAR MUFFIN: \_\_\_\_\_
- HONEY BUNS: \_\_\_\_\_
- LOVE POTION: \_\_\_\_\_
- SWEET PEA: \_\_\_\_\_
- HUGS & KISSES: \_\_\_\_\_
- SUGAR & SPICE: \_\_\_\_\_
- BABY CAKE: \_\_\_\_\_



Cupid's

# KEY CODE



—FOR HOST EYES ONLY! —

(Write the actual food item next to each 'coded' word so that you know what to serve each person when they place their order.)

CUTIE PIE: -----

SUGAR MUFFIN: -----

HONEY BUNS: -----

LOVE POTION: -----

SWEET PEA: -----

HUGS & KISSES: -----

SUGAR & SPICE: -----

BABY CAKE: -----

## FUN IDEAS TO AMP UP THE SILLY/ CUTENESS FACTOR:

- Dress up like a silly waiter
- Talk in a funny accent
- Decorate the table in a special Valentine's way
- Make a theme for the food (i.e. Italian food, or everything is red, or everything is mini sized, etc)
- Serve the meal in courses. (Items 1 & 2 can be brought out as 'appetizers'; 3-6 can be the 'main course'; and 7 & 8 can be 'dessert'.)
- Tip: If you don't have enough food items for all eight codes, you can also include the silverware as something they need to order!

# Identifier Cards:

Cut out these individual cards and place them next to (or tape them onto) each food/ item that they correspond to from the Key Code menu. This will save you time from having to check the Key Code every time you go to fill an order.



**CUPID'S CRAZY CAFE**

© SIMPLYJAD.COM  
For personal use ONLY